

solus

Fire Features

HALO 48 ELEVATED
MATCH LIT ETHANOL

Fire is beautiful and also dangerous if not handled properly. Please have a qualified gas fitter setup and install this product according to local codes.

This product has been tested and certified by Labtest Certification Inc. as being safe, as long as these minimum clearances to adjacent materials are maintained.

FOR OUTDOOR USE ONLY

NORTH AMERICA SPECIFICATIONS

Gas type: ETHANOL
Gas press: N/A
BTU / kWh: 60,000/11.7 or less (varies with amount of "media" in chamber)

UK & EUROPEAN SPECIFICATIONS

Gas type: ETHANOL
Gas press: N/A
BTU / kWh: 60,000/11.7 or less (varies with amount of "media" in chamber)

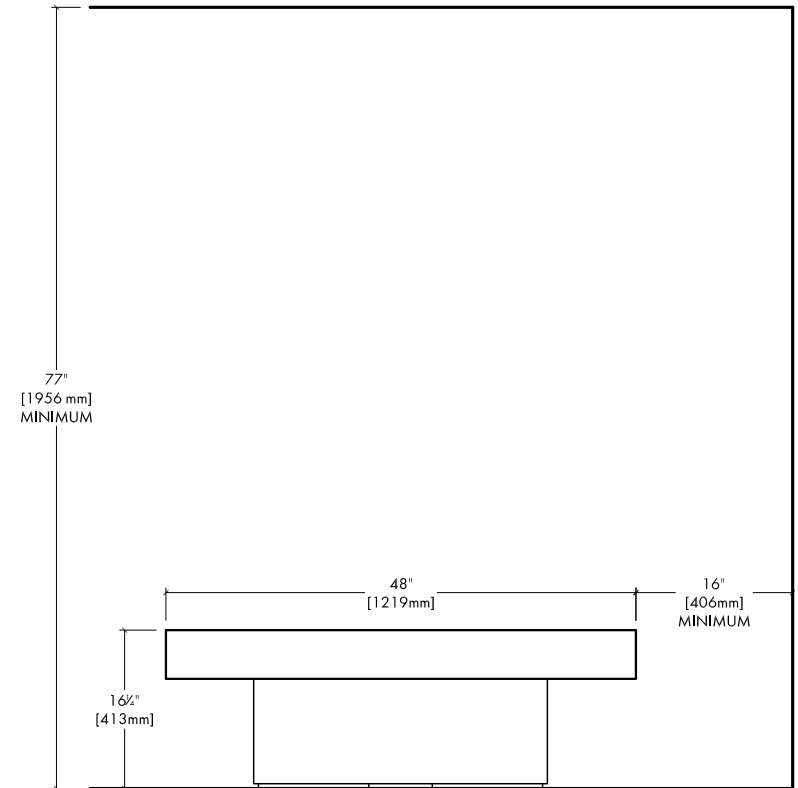
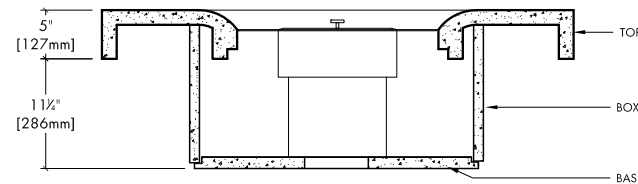
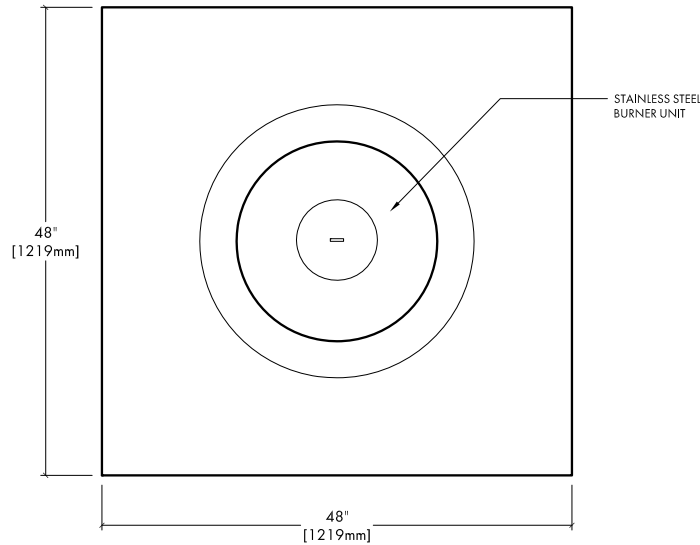
CONCRETE SPECS

Strength: 10,000 psi (proprietary)
Weight: Top - 420 lbs / 190 kg
Base - 170 lbs / 77 kg
Bottom - 60 lbs / 27 kg

JOB / ORDER

Name or Number:

Signature & Date:



CLEARANCES to ADJACENT MATERIALS